

C05467-2018

SECURITIES AND EXCHANGE COMMISSION

SEC FORM 17-C

CURRENT REPORT UNDER SECTION 17 OF THE SECURITIES REGULATION CODE AND SRC RULE 17.2(c) THEREUNDER

1. Date of Report (Date of earliest event reported)
Aug 9, 2018
2. SEC Identification Number
11840
3. BIR Tax Identification No.
000-100-341-000
4. Exact name of issuer as specified in its charter
SAN MIGUEL FOOD AND BEVERAGE, INC.
5. Province, country or other jurisdiction of incorporation
Philippines
6. Industry Classification Code(SEC Use Only)
7. Address of principal office
23/F The JMT Corporate Condominium, ADB Avenue, Ortigas Center, Pasig City, Metro Manila
Postal Code
1605
8. Issuer's telephone number, including area code
(632) 317-5000
9. Former name or former address, if changed since last report
N/A
10. Securities registered pursuant to Sections 8 and 12 of the SRC or Sections 4 and 8 of the RSA

Title of Each Class	Number of Shares of Common Stock Outstanding and Amount of Debt Outstanding
COMMON (FB)	5,909,220,090
PREFERRED (FBP2)	15,000,000

11. Indicate the item numbers reported herein
Item 9. Other Events

The Exchange does not warrant and holds no responsibility for the veracity of the facts and representations contained in all corporate disclosures, including financial reports. All data contained herein are prepared and submitted by the disclosing party to the Exchange, and are disseminated solely for purposes of information. Any questions on the data contained herein should be addressed directly to the Corporate Information Officer of the disclosing party.





San Miguel Food and Beverage, Inc. FB

PSE Disclosure Form 4-30 - Material Information/Transactions
References: SRC Rule 17 (SEC Form 17-C) and
Sections 4.1 and 4.4 of the Revised Disclosure Rules

Subject of the Disclosure

Investors' Briefing Materials of the SMC Group, including SMFB, on the Group's 2018 First Semester Results.

Background/Description of the Disclosure

Please see attached.

Other Relevant Information

None.

Filed on behalf by:

Name	Alexandra Trillana
Designation	Corporate Secretary and Compliance Officer



August 9, 2018

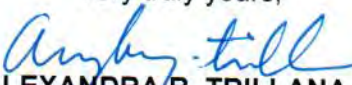
Philippine Stock Exchange, Inc.
9th Floor, PSE Tower
28th Street cor. 5th Avenue
BGC Taguig City

Attention: **MS. JANET A. ENCARNACION**
Head, Disclosure Department

Gentlemen:

Attached are the materials for the Investors' Briefing of the San Miguel Group, including San Miguel Food and Beverage, Inc., on the Group's 2018 First Semester Results.

Very truly yours,


ALEXANDRA B. TRILLANA

Corporate Secretary and Compliance Officer



**SAN MIGUEL
CORPORATION**
YOUR WORLD MADE BETTER

INVESTORS' BRIEFING

2018 FIRST SEMESTER RESULTS

August 09, 2018



SAN MIGUEL CORPORATION

FIRST SEMESTER 2018

IN MILLION PESOS	1H2018	1H2017	CHANGE
<i>Net Sales</i>	499,000	393,405	27%
<i>Income from Operations</i>	67,006	53,443	25%
<i>Net Income</i>	27,585	26,093	6%
<i>Recurring Net Income</i>	35,536	27,603	29%
<i>EBITDA</i>	83,504	70,789	18%



SAN MIGUEL FOOD AND BEVERAGE, INC.

FIRST SEMESTER 2018

IN MILLION PESOS	1H2018	1H2017*	CHANGE
<i>Net Sales</i>	137,441	119,130	15%
<i>Income from Operations</i>	22,889	19,055	20%
<i>Net Income</i>	15,370	12,805	20%

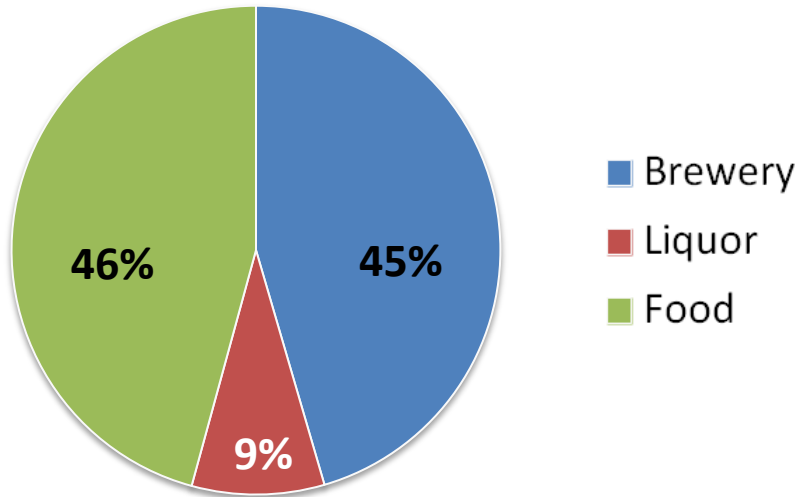
*Reflects consolidated financials on a comparative basis with last year



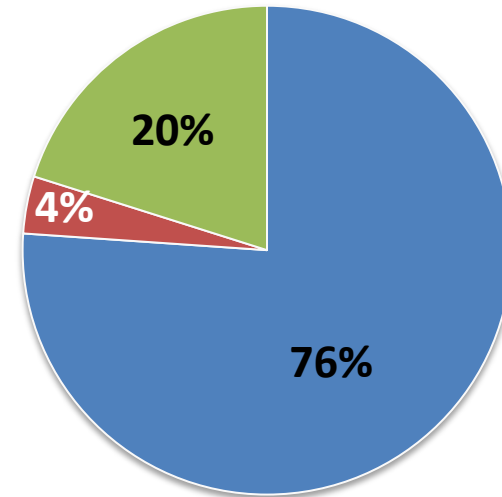
SAN MIGUEL FOOD AND BEVERAGE, INC.

FIRST SEMESTER 2018

Revenue



Operating Income



SAN MIGUEL BREWERY INC.

FIRST SEMESTER 2018

IN MILLION PESOS	1H2018	1H2017	CHANGE
<i>Net Sales</i>	62,510	53,060	18%
<i>Income from Operations</i>	17,311	14,040	23%
<i>Net Income</i>	11,799	9,396	26%



GINEBRA SAN MIGUEL INC.

FIRST SEMESTER 2018

IN MILLION PESOS	1H2018	1H2017	CHANGE
<i>Net Sales</i>	12,046	10,124	19%
<i>Income from Operations</i>	862	551	57%
<i>Net Income</i>	506	265	91%

SAN MIGUEL FOOD GROUP

FIRST SEMESTER 2018

IN MILLION PESOS	1H2018	1H2017	CHANGE
<i>Net Sales</i>	62,886	55,947	12%
<i>Income from Operations</i>	4,712	4,460	6%
<i>Net Income</i>	3,061	3,140	-2%



SAN MIGUEL FOOD GROUP

FIRST SEMESTER 2018

Agro - Industrial

IN MILLION PESOS

REVENUE

+13%

39,476

44,466

■ 1H2017 ■ 1H2018



SAN MIGUEL FOOD GROUP

FIRST SEMESTER 2018

Milling business

IN MILLION PESOS

REVENUE

+6%

4,649

4,951

■ 1H2017 ■ 1H2018

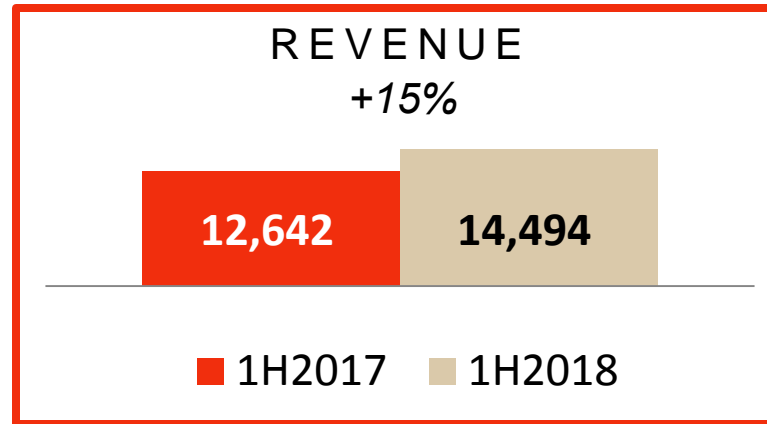


SAN MIGUEL FOOD GROUP

FIRST SEMESTER 2018

Branded Value-Added

IN MILLION PESOS





SAN MIGUEL YAMAMURA
PACKAGING CORPORATION

SAN MIGUEL PACKAGING GROUP

FIRST SEMESTER 2018

IN MILLION PESOS	1H2018	1H2017	CHANGE
<i>Net Sales</i>	17,556	14,028	25%
<i>Income from Operations</i>	1,647	1,404	17%



SAN MIGUEL
CORPORATION

SMC GLOBAL POWER HOLDINGS CORP.

FIRST SEMESTER 2018

IN MILLION PESOS	1H2018	1H2017	CHANGE
<i>Net Sales</i>	57,430	40,697	41%
<i>Income from Operations</i>	17,043	13,315	28%



PETRON CORP.

FIRST SEMESTER 2018

IN MILLION PESOS	1H2018	1H2017	CHANGE
<i>Net Sales</i>	273,498	206,958	32%
<i>Income from Operations</i>	15,562	14,555	7%
<i>Net Income</i>	9,502	8,214	16%
<i>Volume (in thousand barrels)</i>	54,378	52,850	3%



SMC INFRASTRUCTURE

FIRST SEMESTER 2018

IN MILLION PESOS	1H2018	1H2017	CHANGE
<i>Net Sales</i>	12,145	10,895	11%
<i>Income from Operations</i>	6,223	5,245	19%





SMC FINANCIAL POSITION

IN BILLION PESOS	As of June 2018	As of December 2017
<i>Total Assets</i>	1,611	1,380
<i>Cash</i>	223	206
<i>Interest-bearing Debt</i>	754	549
<i>Current Ratio</i>	1.29x	1.40x
<i>Total Liabilities to Equity Ratio</i>	2.28x	1.93x
<i>Interest-bearing Debt to Equity Ratio</i>	1.54x	1.17x
<i>Net-Debt-to-EBITDA</i>	2.87x	1.83x

THANK YOU.

VISIT OUR WEBSITES

- | | |
|------------------------------------|--|
| San Miguel Corporation | - www.sanmiguel.com.ph |
| San Miguel Brewery Inc. | - www.sanmiguelbrewery.com.ph |
| Ginebra San Miguel Inc. | - www.ginebrasanmiguel.com |
| San Miguel Food and Beverage, Inc. | - www.sanmiguelpurefoods.com |
| Petron Corporation | - www.petron.com |
| SMC Global Power Holdings Corp. | - www.smcglobalpower.com.ph |

CONTACT US

SMC Investor Relations	+632 632 3752
	+632 632 3422

