

C01718-2018

**SECURITIES AND EXCHANGE COMMISSION
SEC FORM 17-C**

**CURRENT REPORT UNDER SECTION 17
OF THE SECURITIES REGULATION CODE
AND SRC RULE 17.2(c) THEREUNDER**

1. Date of Report (Date of earliest event reported)
Mar 15, 2018
2. SEC Identification Number
11840
3. BIR Tax Identification No.
000-100-341-000
4. Exact name of issuer as specified in its charter
SAN MIGUEL PURE FOODS COMPANY INC.
5. Province, country or other jurisdiction of incorporation
Philippines
6. Industry Classification Code(SEC Use Only)
7. Address of principal office
23/F The JMT Corporate Condominium, ADB Avenue, Ortigas Center, Pasig City, Metro
Manila
Postal Code
1605
8. Issuer's telephone number, including area code
(632) 317-5000
9. Former name or former address, if changed since last report
N/A
10. Securities registered pursuant to Sections 8 and 12 of the SRC or Sections 4 and 8 of the RSA

Title of Each Class	Number of Shares of Common Stock Outstanding and Amount of Debt Outstanding
Common (PF)	166,667,096
Preferred (PFP2)	15,000,000
11. Indicate the item numbers reported herein
Item 9. Other Events

The Exchange does not warrant and holds no responsibility for the veracity of the facts and representations contained in all corporate disclosures, including financial reports. All data contained herein are prepared and submitted by the disclosing party to the Exchange, and are disseminated solely for purposes of information. Any questions on the data contained herein should be addressed directly to the Corporate Information Officer of the disclosing party.



**San Miguel Pure Foods Company, Inc.
PF**

PSE Disclosure Form 4-30 - Material Information/Transactions

**References: SRC Rule 17 (SEC Form 17-C) and
Sections 4.1 and 4.4 of the Revised Disclosure Rules**

Subject of the Disclosure

Investors' Briefing Materials of the SMC Group, including SMPFC, on the Group's 2017 Full-Year Results.

Background/Description of the Disclosure

Please see attached.

Other Relevant Information

None.

Filed on behalf by:

Name	Zenaida Postrado
Designation	VP & Chief Finance Officer

March 15, 2018

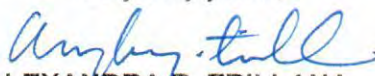
Philippine Stock Exchange, Inc.
9th Floor, PSE Tower
28th Street cor. 5th Avenue
BGC Taguig City

Attention: **MR. JOSE VALERIANO B. ZUÑO**
OIC-Head – Disclosure Department

Gentlemen:

Attached are the materials for the Investors' Briefing of the San Miguel Group, including San Miguel Pure Foods Company Inc., on the Group's 2017 Full-Year Results.

Very truly yours,



ALEXANDRA B. TRILLANA
Corporate Secretary

San Miguel Pure Foods Company, Inc

23rd Flr., The JMT Corporate Condominium, ADB Avenue
1605 Ortigas Center, Pasig City, Metro Manila, Philippines
Tel. No.: (632) 317-5000
Website: www.sanmiguelpurefoods.com.ph





SAN MIGUEL
CORPORATION

INVESTORS' BRIEFING

2017
TOTAL YEAR RESULTS
15 March 2018



SAN MIGUEL
BREWERY INC.





SAN MIGUEL CORPORATION

Recent Developments

- SMC Global Power acquisition of the Masinloc Power plant
- SMC Global Power issuance of P20 billion Fixed Rate Peso Bonds
- Petron issuance of US\$500 million Senior Perpetual Capital Securities
- SMC issuance of P20 billion Fixed Rate Peso Bonds



SAN MIGUEL CORPORATION

FULL-YEAR 2017

IN MILLION PESOS	2017	2016	CHANGE
<i>Net Sales</i>	826,086	685,314	21%
<i>Income from Operations</i>	111,042	99,654	11%
<i>Income from continuing operations</i>	54,814	40,422	36%
<i>Recurring Net Income*</i>	54,654	49,350	11%
<i>EBITDA</i>	147,342	130,875	13%

* Excluding one-off gain and forex translation



SAN MIGUEL BREWERY INC.

FULL-YEAR 2017

IN MILLION PESOS	2017	2016	CHANGE
<i>Net Sales</i>	113,255	97,160	17%
<i>Income from Operations</i>	31,161	27,188	15%
<i>Net Income</i>	20,711	17,658	17%



GINEBRA SAN MIGUEL INC.

FULL-YEAR 2017

IN MILLION PESOS	2017	2016	CHANGE
<i>Net Sales</i>	20,892	18,572	12%
<i>Income from Operations</i>	1,397	978	43%
<i>Net Income</i>	602	361	67%



SAN MIGUEL PURE FOODS COMPANY INC.

FULL-YEAR 2017

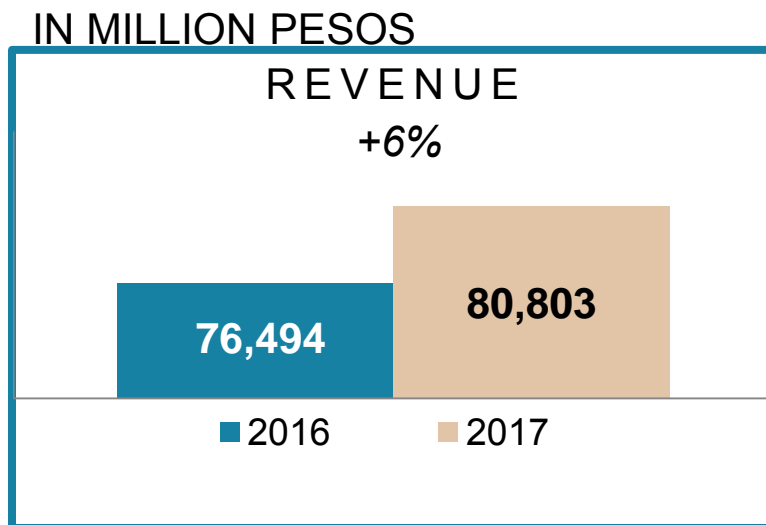
IN MILLION PESOS	2017	2016	CHANGE
<i>Net Sales</i>	117,449	111,586	5%
<i>Income from Operations</i>	9,926	8,931	11%
<i>Net Income</i>	6,906	5,976	16%



SAN MIGUEL PURE FOODS COMPANY INC.

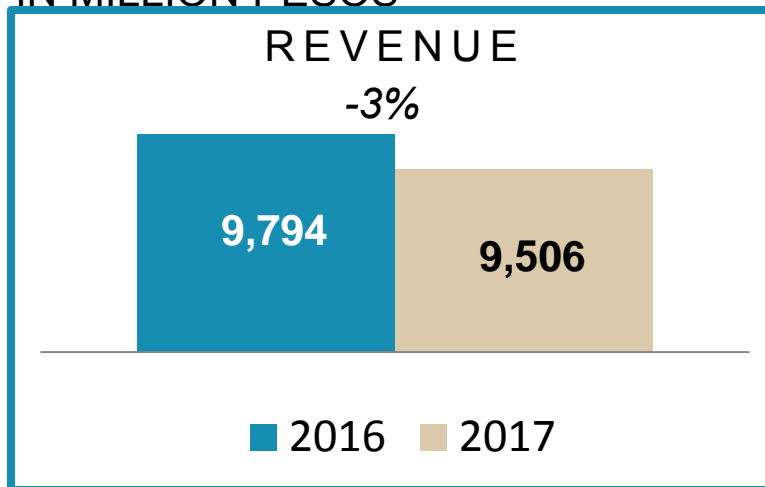
FULL-YEAR 2017

Agro-Industrial



Milling

IN MILLION PESOS



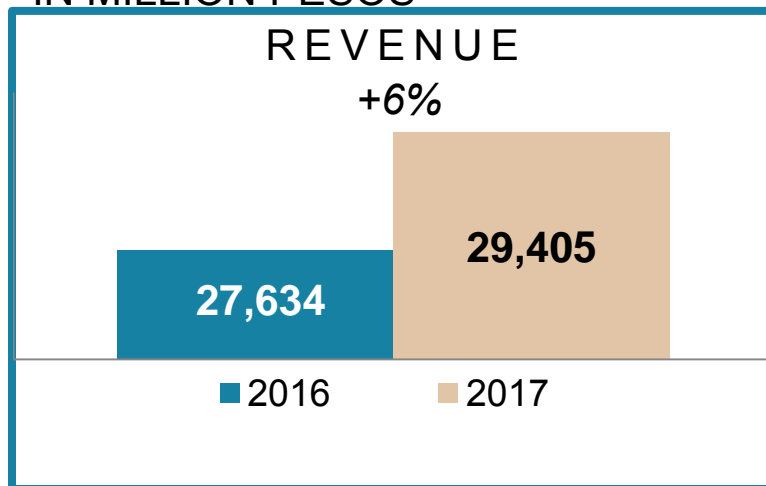


SAN MIGUEL PURE FOODS COMPANY INC.

FULL-YEAR 2017

Branded Value-Added

IN MILLION PESOS



New product launches



Expansion plans



Hotdog Plant



Flour Mill



Feed Mill - Bataan



SAN MIGUEL PACKAGING GROUP

FULL-YEAR 2017

IN MILLION PESOS	2017	2016	CHANGE
<i>Net Sales</i>	32,099	27,386	17%
<i>Income from Operations</i>	2,994	2,584	16%



SMC GLOBAL POWER HOLDINGS CORP.

FULL-YEAR 2017

IN MILLION PESOS	2017	2016	CHANGE
<i>Net Sales</i>	82,791	77,972	6%
<i>Income from Operations</i>	24,276	26,730	-9%
<i>Income from Operations excluding Limay Co-gen*</i>	24,276	23,464	3%



* Limay Co-gen was sold to Petron in 2016



PETRON CORP.

FULL-YEAR 2017

IN MILLION PESOS	2017	2016	CHANGE
<i>Net Sales</i>	434,624	343,840	26%
<i>Income from Operations</i>	27,638	23,797	16%
<i>Net Income</i>	14,087	10,822	30%
<i>Volume (in thousand barrels)</i>	107,760	105,702	2%





SMC INFRASTRUCTURE

FULL-YEAR 2017

IN MILLION PESOS	2017	2016	CHANGE
<i>Net Sales</i>	22,497	19,866	13%
<i>Income from Operations</i>	10,440	9,849	6%





SMC FINANCIAL POSITION

IN BILLION PESOS	2017	2016
<i>Total Assets</i>	1,380	1,307
<i>Cash</i>	206	203
<i>Interest –bearing Debt</i>	549	518
<i>Current Ratio</i>	1.40x	1.26x
<i>Total Liabilities to Equity Ratio</i>	1.93x	1.99x
<i>Interest-bearing Debt to Equity Ratio</i>	1.17x	1.19x
<i>Net-Debt-to-EBITDA</i>	1.83x	1.91x



SAN MIGUEL CORPORATION

THANK YOU.

VISIT OUR WEBSITES

- San Miguel Corporation - www.sanmiguel.com.ph
- San Miguel Brewery Inc. - www.sanmiguelbrewery.com.ph
- Ginebra San Miguel Inc. - www.ginebrasanmiguel.com
- San Miguel Pure Foods Co. Inc. - www.sanmiguelpurefoods.com
- Petron Corporation - www.petron.com
- SMC Global Power Holdings Corp. - www.smcglobalpower.com.ph

CONTACT US

- SMC Investor Relations +632 632 3752
- +632 632 3422

